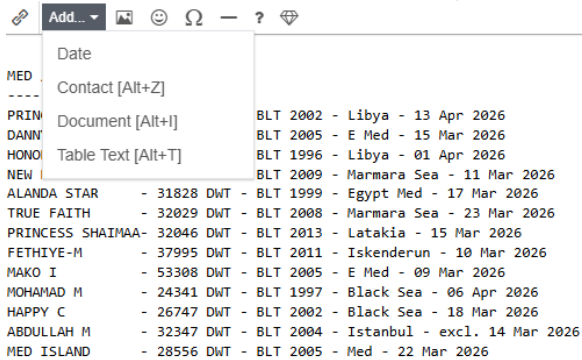


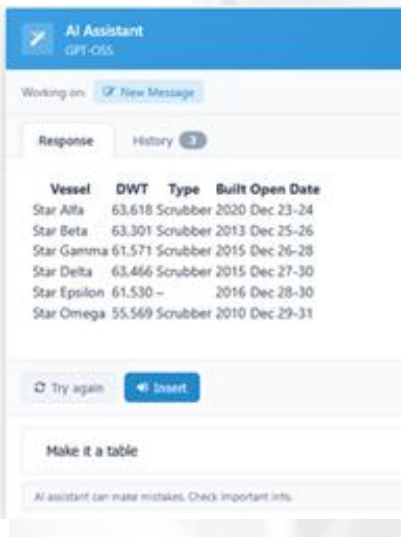
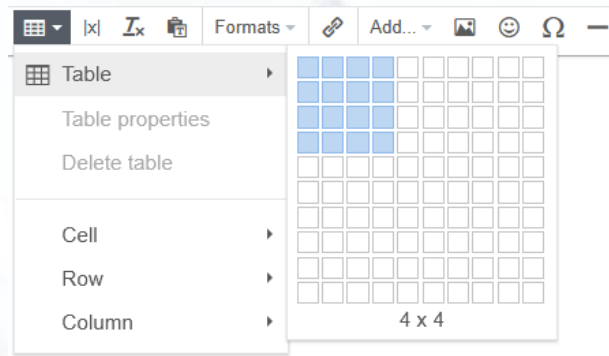
OMNi Paste Text Table or any text preformatted text



To paste an already **preformatted text** (i.e. a text table that is awkwardly with spaces) in a new message, select from the Menu Add | Table Text [Alt+T]

This will insert the text along with all spaces, in a **fixed-width** font, suitable for text based tables.

To create a new table, the best method is to use the **table wizard** from the menu of the message editor. This ensures that your table will look good regardless of the device screen size of your recipient including the smaller mobile devices.



Keep in mind that you may always use the **Omni AI assistant** to better format your message.

In this example we selected an awkwardly formatted table and we instructed the AI assistant to convert this to good looking table.

In case you require further assistance or guidance, please do not hesitate to contact our support team at support@lgmar.gr